

Downloading and Installing the Fabric Studio Software

Before you start the download process you will need to know how your computer is configured. During this process you will need to access your download folder and know where your program files install are on your hard drive.

So let's get started: Make sure before your purchase the Fabric Studio Deluxe or Basic that you setup an account with a user name/password instead of using express checkout. If you ever have a need to go back and download the software again, you will not be able to access the .exe link and will need to repurchase the software again.

Once your purchase is finalized a download link will appear in the box to the far right.

Email: admin@thefabstudio.com

Bill To: Stephanie Kleinman
3933 Van Noord Ave
Studio City, California 91604
United States
Phone: (818) 379-9612
Fax:
admin@easymade.com

Ship To: Stephanie Kleinman
3933 Van Noord Ave
Studio City, California 91604
United States
Phone: (818) 379-9612
Fax:
admin@easymade.com

Order Details

| Quantity | Name | Price | Total | |
|--------------|---|---------|----------------|--|
| 1 | Fabric Studio Deluxe 1.1 Download Version | \$89.95 | \$89.95 | Download file: FabricStudioDeluxe.exe |
| Total | | | \$89.95 | |

| | |
|---------------------------------------|----------------|
| Shipping and Handling (Free Shipping) | \$0.00 |
| Tax | \$8.10 |
| Grand total | \$98.05 |

Once you click on that link, a small box will appear in the bottom left. Notice that it will take up to 24 min to download the deluxe version.

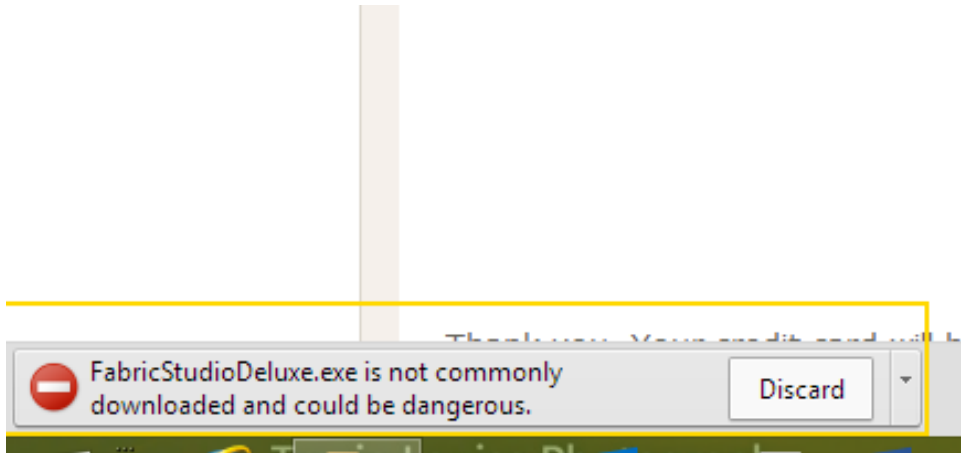
Order Details

| Quantity | Name | Price | Total | |
|--------------|---|---------|----------------|--|
| 1 | Fabric Studio Deluxe 1.1 Download Version | \$89.95 | \$89.95 | Download file: FabricStudioDeluxe.exe |
| Total | | | \$89.95 | |

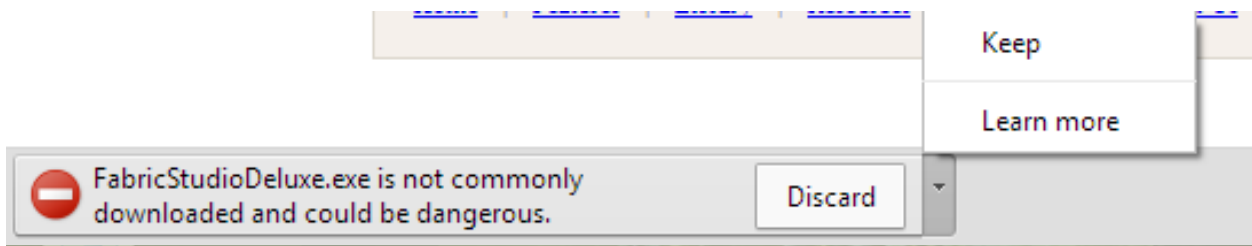
| | |
|---------------------------------------|----------------|
| Shipping and Handling (Free Shipping) | \$0.00 |
| Tax | \$8.10 |
| Grand total | \$98.05 |

FabricStudioDeluxe.exe
1.4/548 MB, 26 mins left

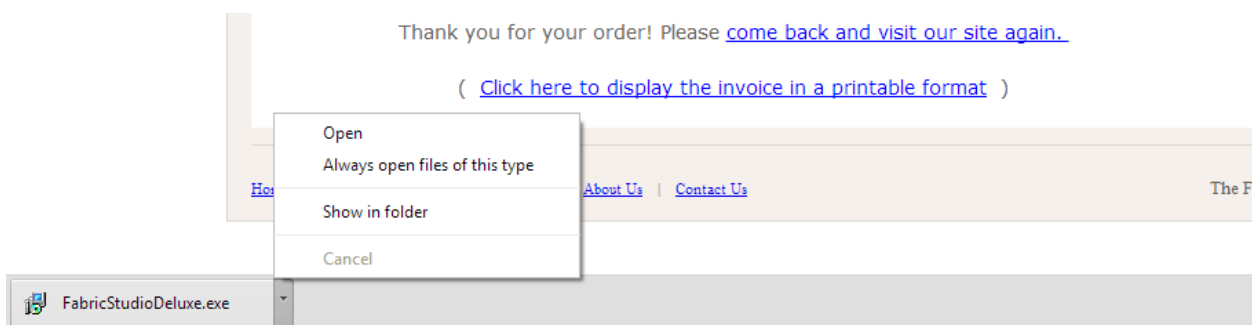
Most likely your computer will come up with a notation that warns you that this is not a **commonly downloaded file and could be dangerous.**



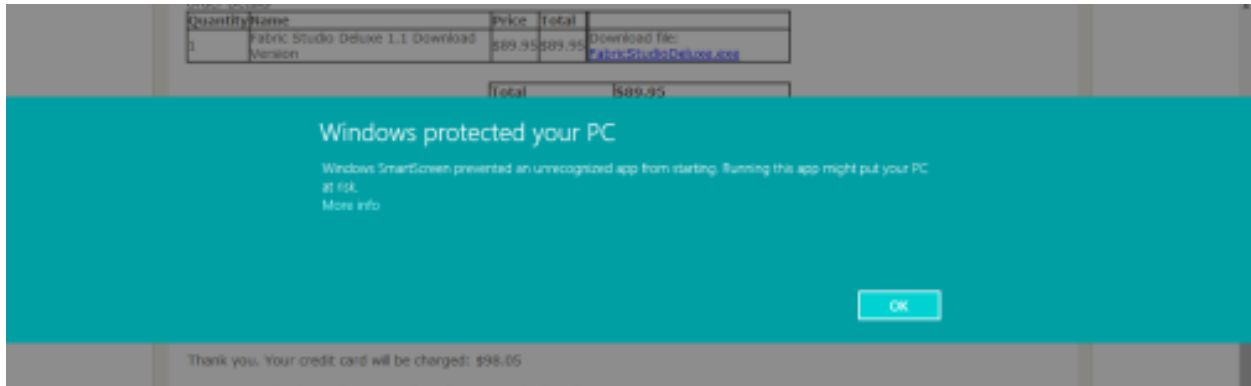
Click on the pull down next to Discard and click on **Keep**. You now have notified your computer that you wish to continue downloading the software program.



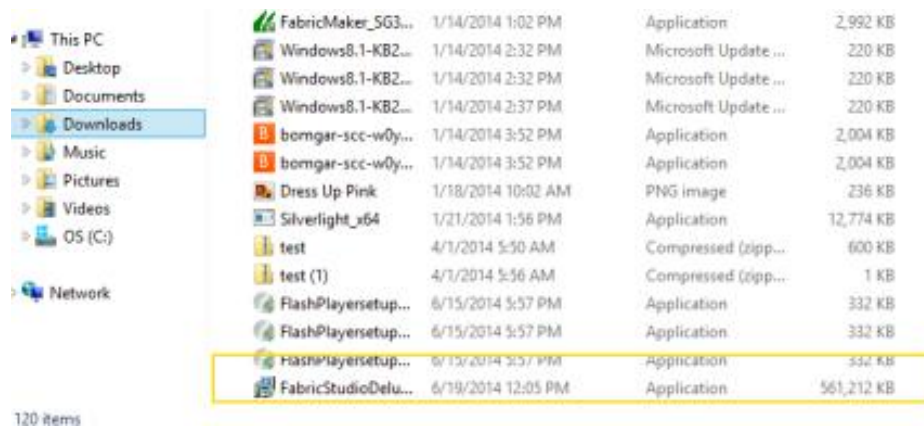
Once the download is complete a new box will appear asking you what you wish to do at this point with the file. I suggest you select **open or show in folder** (which will bring you to your download folder).



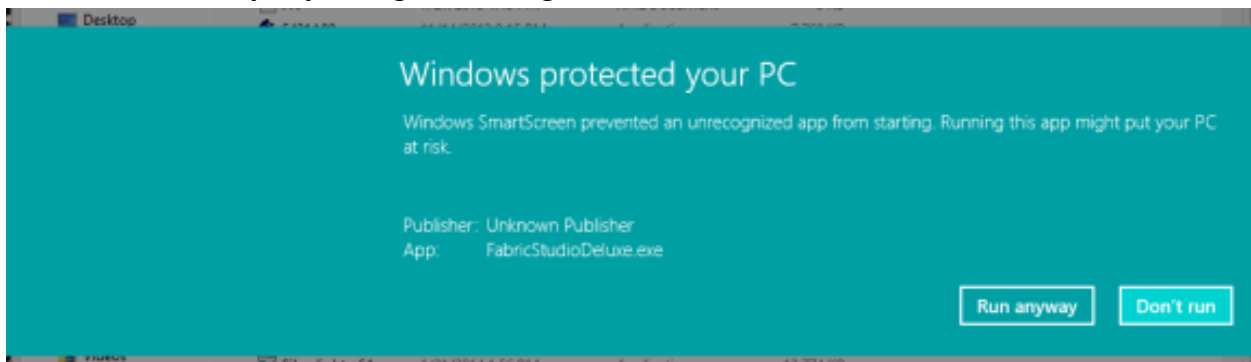
Once you are in the Download Folder you are ready to start the installation process: Depending on your antivirus program an additional window warning you again about this program and just click **Ok** to proceed to the install:



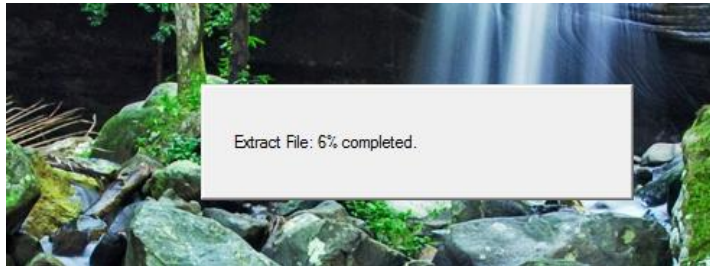
Click on the **FabricStudioDeluxe.exe** to start the install process (sometimes you will have to double click):



Again depending on your computer a second window might pop up warning you to protect your PC click on **Run Anyway** to begin installing:



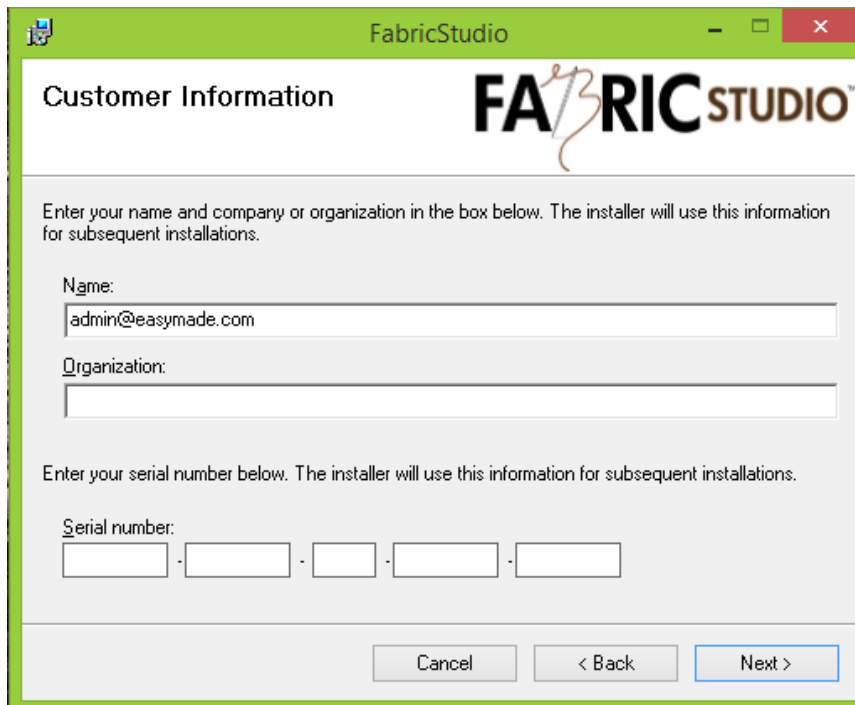
Once the download process starts a window appears showing that the files are being **extracted**. This process can take a few minutes.



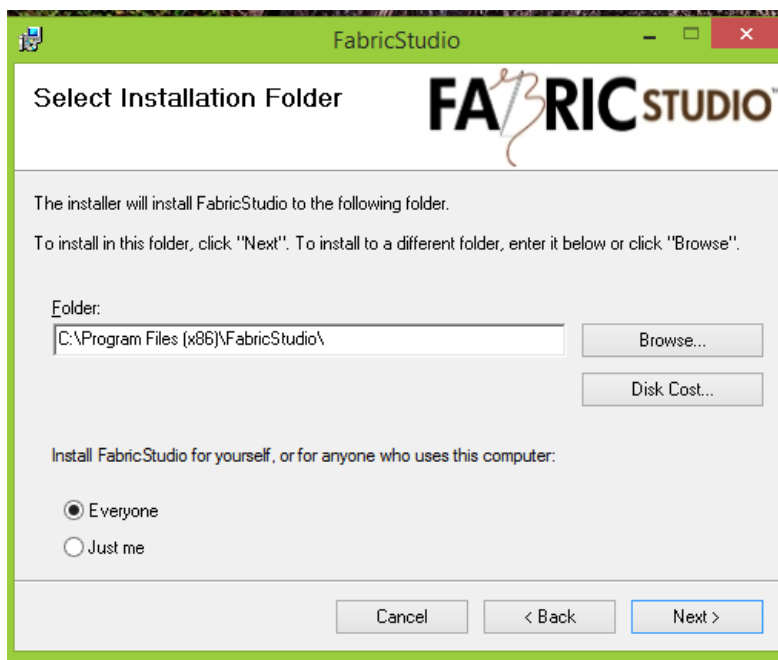
Once that is completed the **License Window** will appear. Click on **I agree** to proceed.



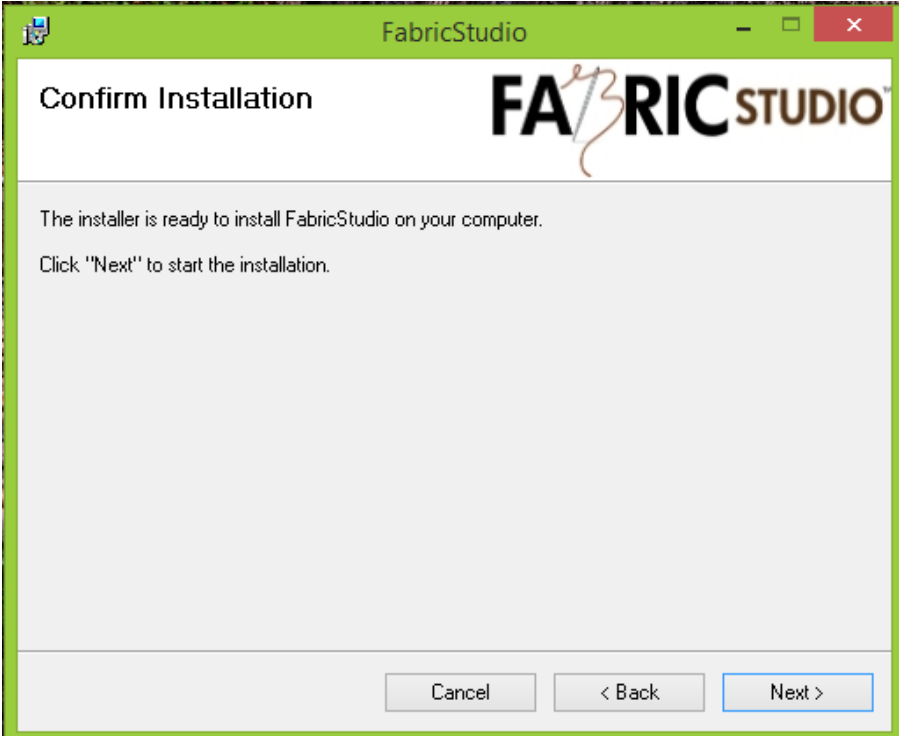
The next screen is the Customer Information Window. **Enter Name, Organization and the License Key** which is in the email that was sent to you after you purchased the software. Once that is done click on the **Next Button**.



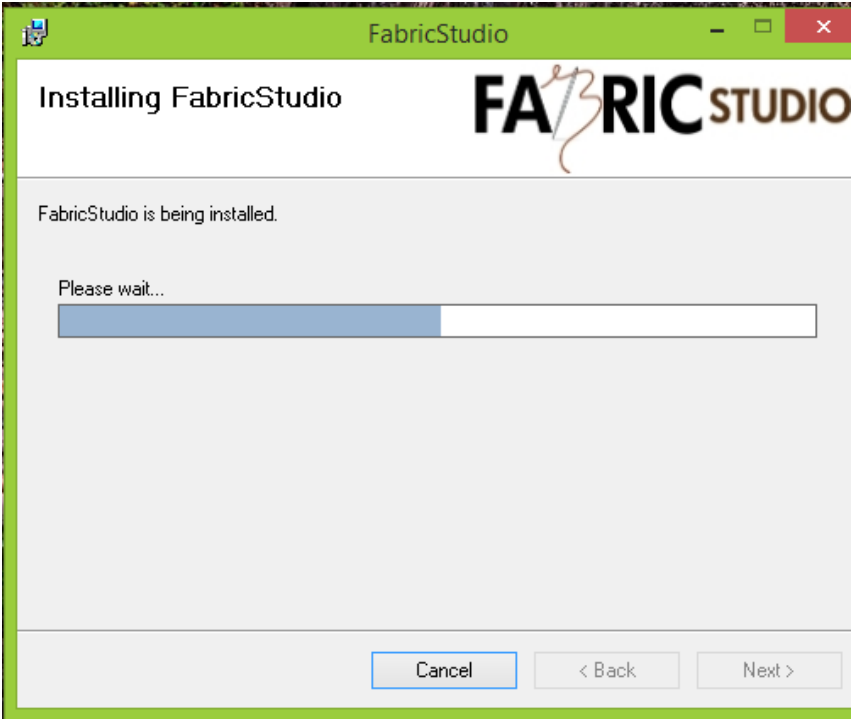
Select Installation Folder screen appears next. The software will default to where your program files are installed on your hard drive. It is highly recommended that you do not change this setting unless you are familiar with this process. The box **Everyone** should be checked not **Just Me**. Click on next.



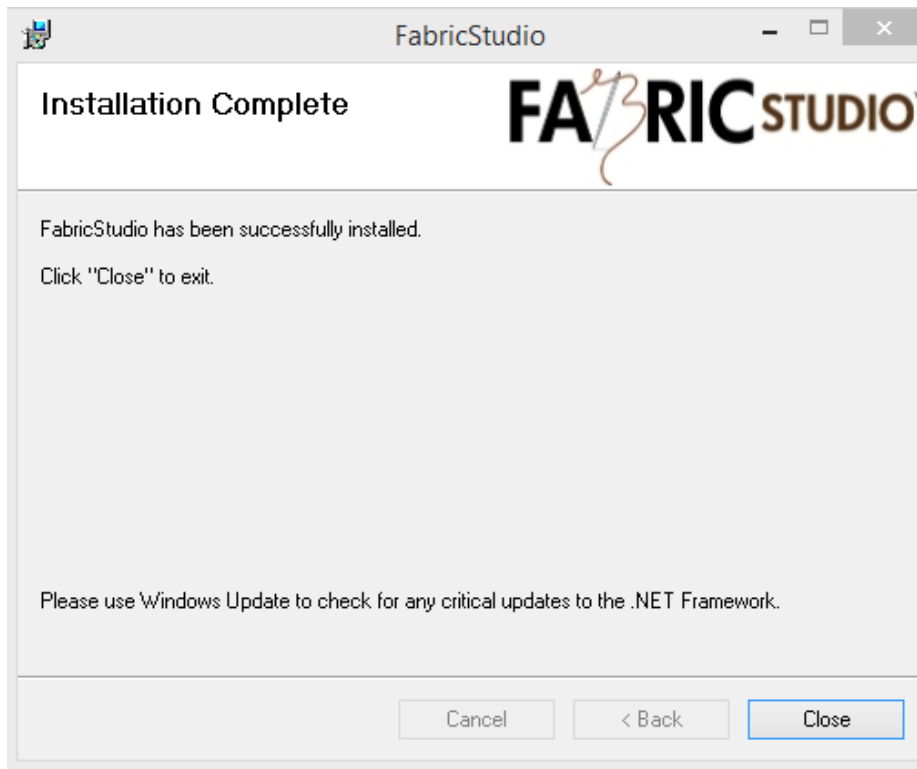
Confirm Installation appears next. Select **Next** to continue.



Installing Software is the next screen. This may take several minutes to run. Remember if you are installing the Deluxe Version you are installing 300 graphics.



The final screen shows **Installation is Complete** and click on the **Close Button**.



Be aware that the screens shots above are taken on a **Windows 8 Computer**. It might appear slightly different if you are installing the program on Windows XP, Vista or Windows 7.

Now that you have successfully installed the Fabric Studio Software, take some time to review the videos on our **Resource Page** of our website.